



SPORTSMENTH



Travel Trailer & Fifth Wheel **Toy Haulers**



265TH

22TH

265TH

Enjoy the action...enjoy the comforts! The front bedroom provides privacy, while the jiffy sofa doubles as a bed. When it's time to pack up, the sofa folds up and out of the way making way for your "toys." It's all about accommodation – it's all about versatility.



Shown with standard jiffy sofa, and optional chair and fold-up bed





22TH
Plenty of space
for your toys and
the amenities
to keep you
comfortable at
your favorite
destination.



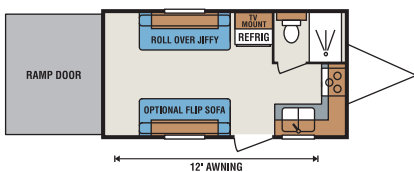
Standard Features

- Awning with Drip Rail and Spouts
- Microwave with Turntable
- AM/FM/CD Player
- 13,500 BTU A/C
- 6 Gallon Gas DSI Water Heater
- Bedspread
- Headboard
- Monitor Panel
- Power Vent in Bath
- Tinted Windows
- 5 Cubic Foot Refrigerator
- TV Antenna with Booster
- Acrylic Sink
- Solid Wood Framed Mortise and Tenon Cabinet Doors
- 20 lb. Gas Bottles
- R7 Insulation
- Patio Door Light
- Large Overhead Cabinets
- Built-In Medicine Cabinet with Mirror in Bath
- Range Hood with 12V Light and Exhaust Fan
- 30 Amp Service
- 3 Burner Cooktop
- 1 Piece Seamless Roof
- Gas Struts on Bed Base
- Cable Hook Up
- Radius Entry Door
- Mini Blinds
- Innerspring Mattress
- Roller Ball Bearing Drawer Guides
- Border Accent Tape
- Sink Cover

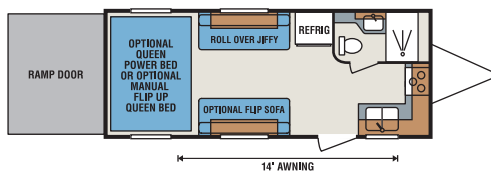
Options

- 2nd Flip Jiffy (N/A with Chair)
- 6 Gallon Gas/Electric DSI Water Heater
- Bottle Cover
- Chair (1 or 2) (N/A with Jiffy)
- Diamond Plate Threshold
- Flip Up Full Size Bed
- Outside Grill
- Outside Shower
- Power Bed
- Spare Tire
- Stabilizer Jacks (2/4)

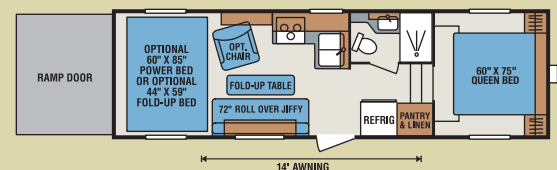
17TH • Travel Trailer



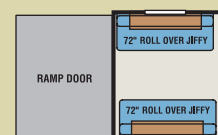
22TH • Travel Trailer



265TH • Fifth Wheel; 2nd Flip Jiffy Option - see below



265TH • 2nd Flip Jiffy Option



SPECIFICATIONS	17TH	22TH	265TH
UVW (Unloaded Vehicle Weight)	3,410	4,130	5,590
Dry Hitch Weight	640	820	1,360
Dry Axle Weight	2,770	3,310	4,230
NCC (Net Carrying Capacity)	2,590	2,870	2,410
GVWR	6,000	7,000	8,000
Interior Height	78"	78"	91"
Exterior Height	TBD	TBD	12'2"
Exterior Width	8'	8'	8'
Exterior Length	19' 5.5"	24' 5.5"	28'6"
Refrigerator (cu. feet)	5	5	5
Water Heater Cap. (gal. G/E w/DSI)	6	6	6
Fresh Water Cap. (gal.)	40	40	40
Waste Water Cap. (gal.)	32	32	32
Gray Water Cap. (gal.)	32	32	32
LP Gas Cap. (lbs.)	40	40	40
Furnace BTUs (1,000's)	16	16	25
Tire Size	14"	14"	14"
Awning	12'	14'	14'

Shadow Décor



ASK ABOUT OUR 2-YEAR WARRANTY!

For more product details and in-depth information, visit us on the web at www.kz-rv.com

0985 N 900 W • Shipshewana, IN 46565
E-Mail kz@kz-rv.com • www.kz-rv.com



Due to continual research and advances, manufacturer reserves the right to change specifications, design, price and equipment without notice, and assumes no responsibility for any error in this literature. Some items shown are not included as standard or optional equipment.
©2010KZ | 07/20/10 | 15M