



# DURANGO 2500



## D325RL

You'll enjoy spacious, comfortable camping with all the amenities in this value packed, affordable model. Shown in Saddle décor.



**New 2011** Durango 2500 Fifth Wheels



## D315RE

The large windows and power lift TV provides great viewing from the plush sofa or twin recliners. Shown in Mink décor.





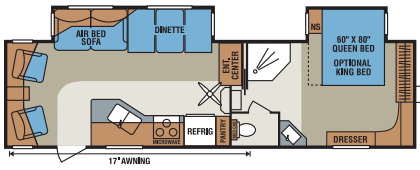
**Basil Décor**



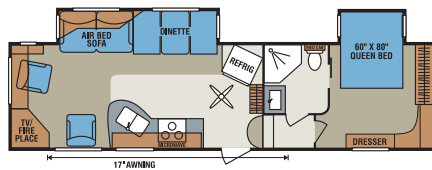
**Mink Décor**



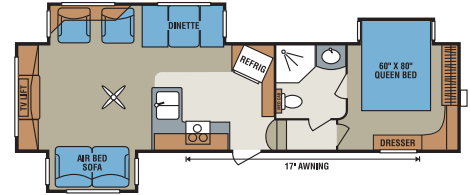
**Saddle Décor**



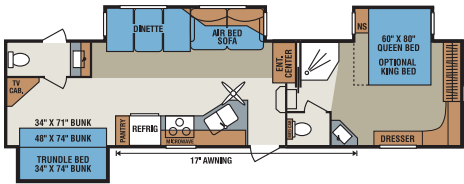
**D285RL**



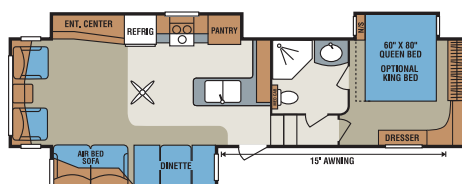
**D305SB**



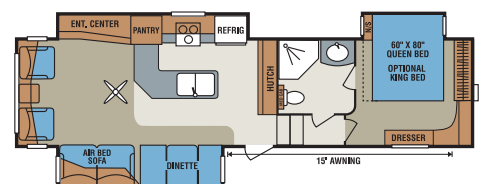
**D315RE**



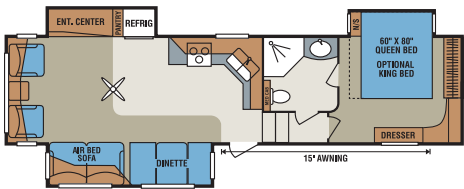
**D325BH**



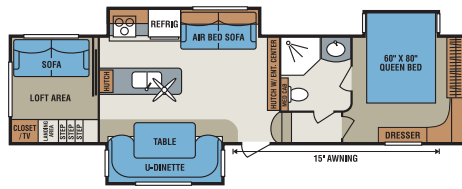
**D325CK**



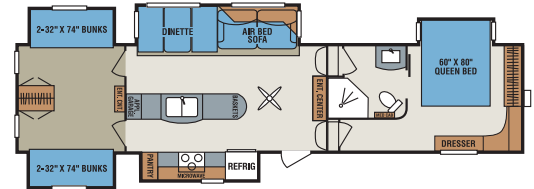
**D325RL**



**D325SB**



**D335LT**



**D355BH**

	D285RL	D305SB	D315RE	D325BH	D325CK	D325RL	D325SB	D335LT	D355BH
UVW (Unloaded Vehicle Weight)	8,190	8,560	9,420	9,600	9,860	9,920	9,270	10,130	10,860
Dry Hitch Weight	1,750	1,940	1,810	1,780	1,950	1,900	1,790	1,870	1,660
Dry Axle Weight	6,440	6,620	7,610	7,820	7,910	8,770	7,480	8,260	9,200
NCC (Net Carrying Capacity)	3,810	3,440	1,980	2,400	2,140	2,080	2,730	2,870	2,140
GVWR	12,000	12,000	11,400	12,000	12,000	12,000	12,000	13,000	13,000
Exterior Height	154"	154"	154"	154"	154"	149"	154"	155"	156"
Exterior Width	96"	96"	96"	96"	96"	96"	96"	96"	96"
Exterior Length	30'10"	33'8"	34'4"	34'5"	34'11"	34'11"	34'11"	35'3"	38'9"
Refrigerator (cu. feet)	8	8	8	8	8	8	8	8	8
Water Heater Cap. (gal. G/E w/DSI)	10	10	10	10	10	10	10	10	10
Fresh Water Cap. (gal.)	55	55	55	55	55	55	55	55	55
Waste Water Cap. (gal.)	57	40	57	50	57	57	40	57	40
Gray Water Cap. (gal.)	57	40	57	82	57	57	40	57	80
LP Gas Cap. (lbs.)	60	60	60	60	60	60	60	60	60
Furnace BTUs (1,000's)	30	30	30	30	30	30	30	35	35
Tire Size	16"	16"	16"	16"	16"	16"	16"	16"	16"
Awning	17'	17'	17'	17'	15'	15'	15'	15'	17'

## ASK ABOUT OUR 2-YEAR WARRANTY!

### Options

Solid Surface Countertop  
Solid Surface Countertop Extension  
Countertop Extension  
Table and 4 Chairs with Leaf  
King Bed  
Recliners (1 or 2)

23 Cu. Ft. House Style Refrigerator (D315RE Only)  
Jiffy Sofa in Bunk Slide (325BH and 355BH)  
Fireplace  
Shur-Flo Power Fan  
50 Amp Service  
50 Amp Service with Power Cord Reel

15,000 BTU A/C ipo  
13,500 BTU  
2nd 13,500 BTU A/C in Bedroom  
Central Vac  
Solid Wall in D325BH  
Dual Pane Windows  
Ladder  
Power Awning

Aluminum Wheels (4)  
Equa-Flex Suspension  
Power Rear Jacks  
4 Point Leveling System  
Remote for 4 Point Leveling System  
Outside Grill  
Sidewinder Hitch  
19" Bedroom TV

### Luxury Package

Aluminum Wheels with 16" Tires  
Equa-Flex Suspension  
Ladder  
15,000 BTU A/C  
Wire for 2nd A/C in Bedroom  
50 Amp Service

12 Gallon Gas/Electric DSI Water Heater  
Power Awning  
Shur-Flo Fan with Remote in Living Room  
Innerspring Mattress  
Table and 4 Chairs with Leaf

### Power Package

50 Amp Power Cord Reel  
4 Point Leveling System

### Premium Package

Central Vac  
Fireplace  
2 Recliners