



## Lightweight Travel Trailer Toy Haulers



### Standards

- 1 Piece Seamless Roof w/SuperFlex Roofing Material
- 3 Burner Range w/Oven
- 4 Stabilizer Jacks
- 6 Cubic Foot Refrigerator
- 6 Gallons Gas/Electric DSI Water Heater
- 12V Range Hood w/Light
- 20# LP Bottles
- 30 AMP Power Cord
- 48" Residential Shower w/Glass Surround & Bench (MXT3030, MXT3090, MXT3190)
- 13,500 BTU A/C
- AM/FM/CD Player
- Auto Adjust Brakes
- Awning w/Drip Rail & Spouts
- Battery Disconnect Switch
- Bottle Cover w/Flip Up Lid
- Cargo D-Rings
- Cotton Cloud Innerspring Mattress (Where Available)
- Dexter E-Z Lube® Axles
- Double Bowl Sink w/High Rise Faucet
- Extra Large Water Tanks
- Frameless Windows (forced)
- Heated & Enclosed Underbelly (MXT2920, MXT3030, MXT3090 & MXT3190)
- High-Pressure Laminate Custom Countertops
- Large Assist Grab Handle
- LED Interior & Exterior Lighting
- Magnetic Trunk Doors
- Microwave

- Mortise & Tenon Glazed Cabinet Doors
- Multi-Directional LED Lighted Power Awning w/ Speakers
- Night Shades
- Outside Spray Port
- Radius Entry Door
- Ramp Door Light
- Satellite Prep
- Slip Resistant Ramp Door
- Stainless Steel Appliances
- Tinted Windows
- Titanium Gray Fiberglass Exterior
- Tub Surround
- Tuff Ply (MXT3030, MXT3090 & MXT3190)
- TV Antenna w/Booster
- Water Heater Bypass

### Sport Entertainment Package #1

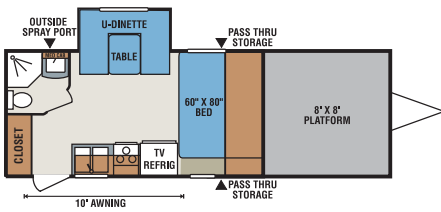
- Sony® 4-Channel Amp
- Sony® 10" Subwoofer
- Sony® AM/FM/CD w/USB Port
- Sony® Marine Remote
- Speaker Box

### MXT Package

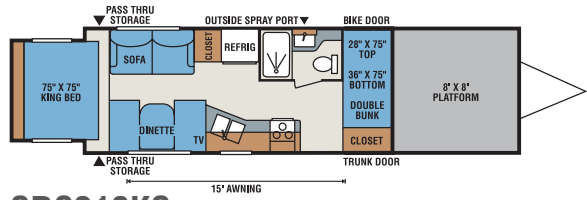
- Aluminum Wheels
- Pull Down Screen Wall
- Ramp Extension
- Spare Tire/Carrier/Hoist

### Options

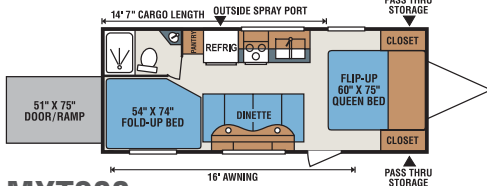
- 4.0 Generator (Requires Fuel Tank w/Pump) (N/A on MXT200 or w/50 Amp)
- 5.5 Generator (Requires 50 Amp Service)
- 19" TV (MXT200 & All CRC Models Only)
- 32" TV (MXT2920, MXT3030 & MXT3090 Only)
- 39" TV (MXT3190 Only)
- Aluminum Wheels (MXT Package)
- Dual Power Beds (MXT2920, MXT3090 & MXT3190 Only)
- Exterior Ladder
- Fuel Tank w/Pump Station
- Generator Prep (Requires Fuel Tank w/Pump) (N/A on MXT200)
- Mudd Tires (Available on CRC Models Only)
- Murphy Bed (MXT200, MXT3030 & MXT3090)
- Outside Grill
- Power Bed (N/A on MXT200) (N/A w/Sit'n Sleep)
- Power Bed w/Sit'n Sleep (MXT2920, MXT3090 & MXT3190 Only)
- Power Front/Rear Jacks & Tongue Jack
- Radiant Technology Insulation
- Ramp Extension & Legs (MXT Package)
- Ramp Patio Kit w/Sliding Patio Doors & Steps
- Sit'n Sleep (N/A on MXT200) (N/A w/Power Bed)
- Solid Surface Countertops
- Spare Tire/Carrier (MXT Package)
- Sport Entertainment Package #1
- Theatre Seating (MXT3190 Only)
- Threshold Ramp
- Wire for 2nd A/C w/50 Amp Service



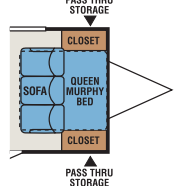
**CRC170**



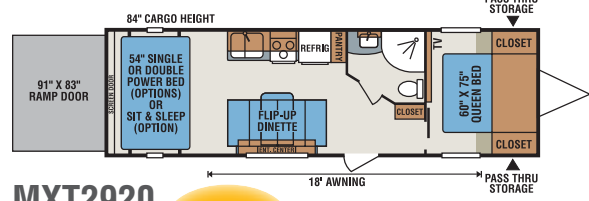
**CRC210KS**



**MXT200**

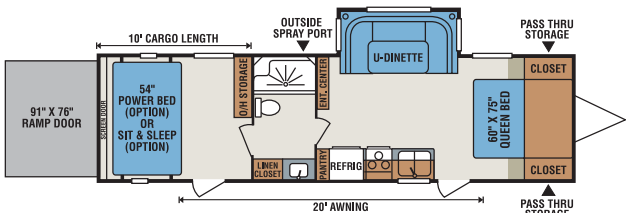


Murphy Bed Option

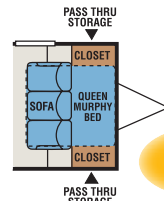


**MXT2920**

**NEW**

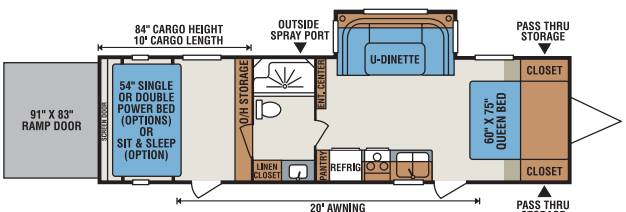


**MXT3030**

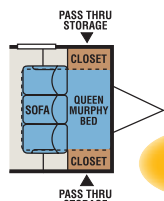


Murphy Bed Option

**NEW**

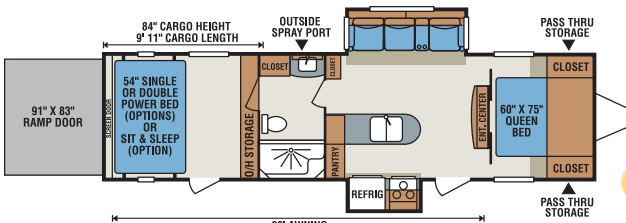


**MXT3090**



Murphy Bed Option

**NEW**



**MXT3190**

**NEW**

**2016 Décor**



Dawn



Habanero

Lightweight Travel Trailer Toy Haulers	CRC170	CRC210KS	MXT200	MXT2920	MXT3030	MXT3090	MXT3190
UVW (Unloaded Vehicle Weight)*	4,340	5,188	4,270	6,370	6,720	7,560	8,030
Dry Hitch Weight*	230	308	560	910	1,270	1,180	1,340
Dry Axle Weight*	4,110	4,880	3,710	5460	5,450	6,380	6,690
NCC (Net Carrying Capacity)	2,660	2,752	2,730	2,430	2,080	2,440	1,970
GVWR	7,000	7,940	7,000	8,800	8,800	10,000	10,000
Interior Height	78"	78"	78"	96"	78"	96"	96"
Exterior Height w/o A/C	10' 8"	10' 7"	10' 5 1/2"	12' 1"	10' 5 1/2"	12' 3"	12' 3"
Exterior Width	96"	96"	100"	100"	100"	100"	100"
Exterior Length	29' 3"	32' 10"	25' 3"	32' 8"	35' 9"	35' 9"	36' 2"
Refrigerator (cu. feet)	6	6	6	6	6	6	6
Water Heater Cap. (gal. G/E w/DSI)	6	6	6	6	6	6	6
Fresh Water Cap. (gal.)	50	58	58	58	95	100	100
Waste Water Cap. (gal.)	32	32	32	32	32	32	32
Gray Water Cap. (gal.)	32	32	32	32	32	32	32
LP Gas Cap. (lbs.)	40	40	40	40	40	40	40
Furnace BTUs (1,000s)	16	20	20	25	25	25	25
Tire Size	14"	15"	14"	15"	15"	15"	15"
Awning	10'	15'	16'	18'	20'	20'	20'
Platform	8' x 8'	8' x 8'	N/A	N/A	N/A	N/A	N/A

\*This weight reflects the rolling average unit weight for each model. Your trailer weight will vary according to optional equipment.



985 N 900 W • Shipshewana, IN 46565  
E-mail [kz@kz-rv.com](mailto:kz@kz-rv.com) • [www.kz-rv.com](http://www.kz-rv.com)

Due to continual research and advances, manufacturer reserves the right to change specifications, design, price and equipment without notice, and assumes no responsibility for any error in this literature. Some items shown are not included as standard or optional equipment. ©2015KZ | 9/3/15 | 10M