

# 1500 DURANGO

Half Ton Towable Fifth Wheels



2016 Décor

Alabaster



Cappuccino



Driftwood



## CONSTRUCTION FEATURES

- 6-Sided 100% Aluminum Frame
- 8" Steel Powder Coated Frame
- R-11 2" Block Foam Bonded Sidewalls w/EGS Metal Backing Strips (to support all int. cabinets)
- Lamilux® High-Gloss Fiberglass
- One-Piece ABS Slideroom Bottoms; Slideroom Floors Insulated to R-24 (w/All Weather Package)
- Additional Outside Frame-to-Wall Floor Insulation
- Walk-On Superflex® TPO Roof Membrane
- 5/8" Tongue & Groove, Screwed & Glued Plywood Floor Decking
- Fully-Vented Attic System
- Completely Heated Water System
- Pex® In-Floor Heated Waterlines & Kitchen Gray Pipes (all waterlines & drainlines are located above all insulation)
- Fully Heated & Enclosed Underbelly
- Reinforced Heavy-Duty Fiberglass Front Cap (w/maximum turning radius on short bed trucks)
- 6' 2" Tall Main Floor Sliderooms & 4' Tall Bedroom Sliderooms
- Double-Insulated & Heated Holding Tanks w/All Weather Package (R-38 above & below tanks)

## CONSTRUCTION OPTIONS

- All Weather Insulation PKG (upgrades roof, floor, ceiling, endcaps & tanks to R-38)

## EXTERIOR FEATURES

- Dexter® Axles w/Self Adjusting Brakes & Height Adjusting Hangers

- 6-Lug Heavy-Duty Aluminum Rims w/D-Range Radial Tires
- Equa-Flex® Rubberized Suspension
- 100% Exterior LED Running Lights & Taillights
- LED Front Docking Light & Sewer Hookup Light
- Dual Function LED Entry Door Bug & Floodlight
- Carefree® Electric Awning w/Directional LED Light Kit (at end of awning, w/interior reminder switch)
- Electric Front Jacks
- Propane Bottles on Same Side of Coach for Easy Access
- Painted Front Cap
- Frameless Windows Throughout
- 3" x 14" Foam-Core In-Floor Straight-Line Heating System w/35,000 BTU Furnace
- 15,000 BTU Ducted Roof AC
- Heated Water Convenience Center (incl. black tank flush, power fresh tank water fill, winterizing system, outside shower & dry camping water siphon)
- Fully-Finished, Heated & Sealed Basement Storage Compartment
- Heated & Enclosed Dump Valves
- 6 GAL Gas/Electric/DSI Water Heater
- Swing-Away Assist Grab Handle
- Roof Ladder
- No-Slide Rubberized Basement Flooring
- Dual Lock Basement Storage Slam Latches
- Satellite Pre-Wire (roof & ground)
- Outside Speakers & Pre-Wire for Exterior TV
- Battery Disconnect

- Full-Perimeter Rain Gutter System (incl. rear & additional gutters over sliderooms)

## EXTERIOR OPTIONS

- 50 AMP Service & Pre-Wire for 2nd AC (STD on 281 & 292)
- Generator Prep & OPT Onan® 5500 LP Generator (must add 50 AMP service & 2nd AC pre-wire)
- Tailgate Storage System w/Bike Rack
- Rear Electric Jacks
- Dual-Pane Frameless Windows
- 4-Point Automatic Leveling System (N/A 251) (must OPT One-Touch remote if leveling system is ordered)
- One-Touch Remote for Slides, Awning, Exterior Lights & Leveling Jacks
- Reese® Revolution Hitch Pin

## LIVING ROOM/KITCHEN FEATURES

- Solid Surface Kitchen Countertops & Sink Covers w/Large Handholds
- Residential Stainless Steel Sinks
- Pullout High Arching Faucet
- Storage Shelf under Kitchen Sink
- Heavy-Duty 100 LB Drawer Glides on Every Drawer
- Baltic Birch Drawer Boxes
- 8 CU FT Double-Door Refrigerator
- High-Output Oven w/Broiler
- 22" Microwave
- Kitchen Window (most models)
- All-Wood Lumber Core Screwed Cabinets w/Hardwood Doors
- 4" Stainless Steel Cabinet Hardware
- Nightshades Throughout

- 3/8" Re-Bond Carpet Pad w/22 OZ Residential Carpet Throughout
- XL Toggle Light Switches
- Faux Vinyl Ceiling
- Large Ceiling Crown Molding
- All LED Ceiling & Cabinet Lights w/Multiple On/Off Switches
- Deluxe Residential-Style Furniture
- 12V Entertainment System (DVD/radio) w/Bluetooth & 3 Zones of Speakers
- 32" LED TV (39" in some models)
- Pullout Pantry (where available)
- All Kitchen OH Cabinets have Shelf & Extra-Tall Slide Lips
- Wood-Top Booth Dinette Tables
- 4" High Density Foam Cushions on all Booth Dinettes
- Dual Pots & Pans Drawers in all Booth Dinette Seats

## LIVING ROOM/KITCHEN OPTIONS

- Maxxair® Fan w/Wall Controls (kitchen, living room, bath, bedroom)
- U.S. Made Free Standing Table w/Leaf & 4 Chairs (N/A 259)
- Theater Seating (259, 276, 277, STD on 281)
- Dual Recliners IPO Swivel Chairs
- Deluxe Sleeper Sofa IPO Jiffy Sofa
- Electric Fireplace (N/A 277, STD on 281)

## BATHROOM/BEDROOM FEATURES

- Angled Shower Stall w/Radius Doors
- Shower Skylight
- Porcelain Foot-Flush Toilet

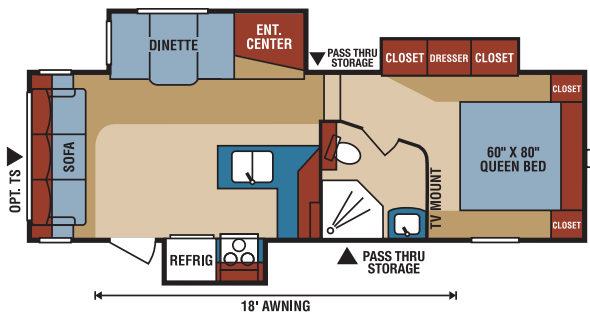
- All LED Lights in Bed & Bath w/Multiple Large Switches
- Power Vent Fans in all Baths
- Heavy-Duty 100 LB Drawer Glides on all Drawers
- Bathroom Linen Closet (where available)
- Padded Headboard w/Shelf & Power at the head of all Beds
- Under-Bed Storage
- Luxurious Bedspread & Pillow Shams
- Bedroom Speakers
- Adjustable Linen Closet Shelves, Dual Drawers & Hanger Area in all Bedroom Sliderooms
- Bedroom TV Pre-Wire

## BATHROOM/BEDROOM OPTIONS

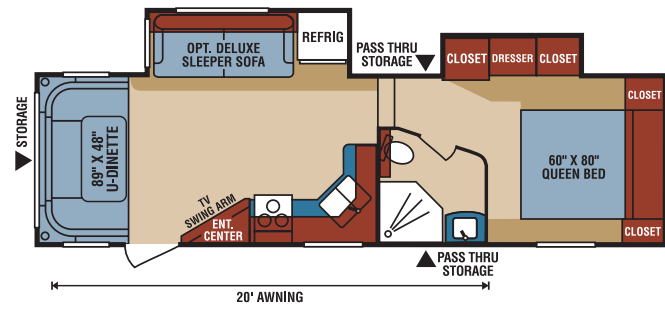
- Ducted 13,500 BTU Bedroom AC (must add 50 AMP service & 2nd AC pre-wire)
- Upgraded Cotton Cloud® Memory Foam Mattress w/Gel Top
- HD Flat Panel Bedroom TV w/Swingout Bracket

## BONUS FEATURES

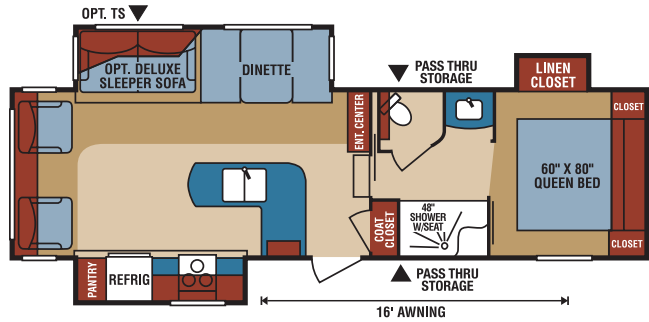
- 2-Year Limited Warranty (see flyer)
- K-Z has received the Dealer Satisfaction Index Award for 15 years
- K-Z's 43 years of stable, dedicated manufacturing experience, coupled with its predominant Amish workforce, heritage and commitment to superb quality, allow us to produce the lowest-priced luxury fifth wheel available.



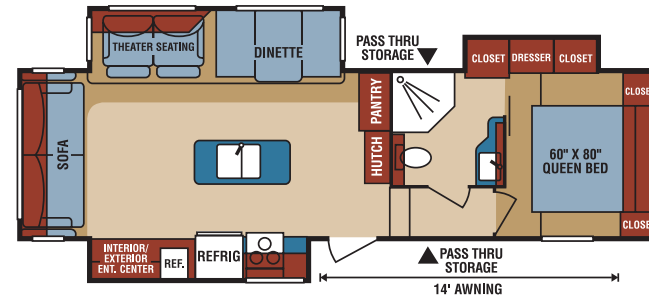
**D251RLT** UVW 7,560 • Dry Hitch Wt. 1,420  
NCC 1,940 • GVWR 9,500 • Length 27' 10"



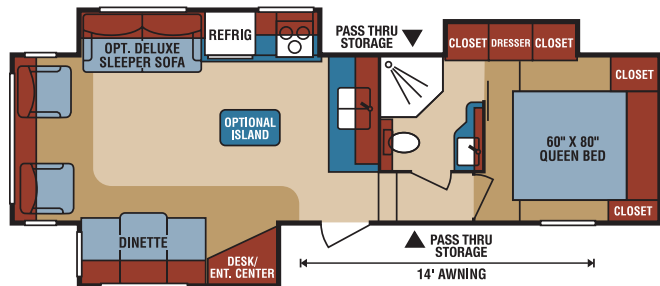
**D259RDD** UVW 7,600 • Dry Hitch Wt. 1,200  
NCC 1,900 • GVWR 9,500 • Length 29' 11"



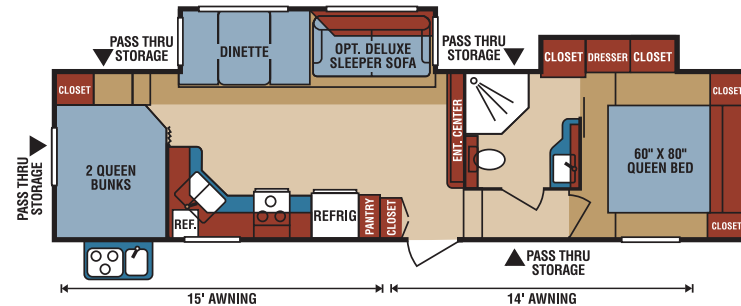
**D277RLT** UVW 8,350 • Dry Hitch Wt. 1,408 • NCC 2,150 • GVWR 10,500 • Length 31' 8"



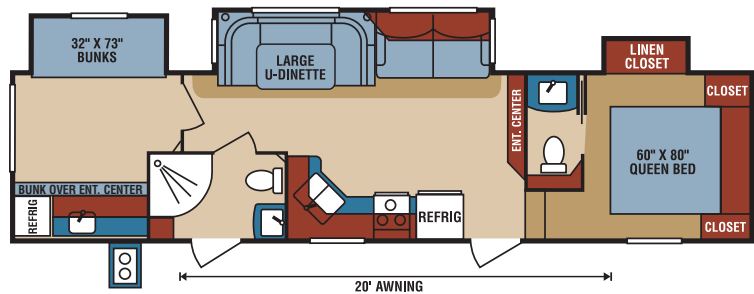
**D281RLT** UVW 8,510 • Dry Hitch Wt. 1,490 • NCC 1,990 • GVWR 10,500 • Length 32' 8"



**D284RLT** UVW 8,160 • Dry Hitch Wt. 1,480 • NCC 2,340 • GVWR 10,500 • Length 31' 11"



**D286BHD** UVW 8,490 • Dry Hitch Wt. 1,510 • NCC 2,010 • GVWR 10,500 • Length 33' 11"



**D292BHT** UVW 9,430 • Dry Hitch Wt. 1,410 • NCC 2,070 • GVWR 11,500 • Length 35' 11"

*NOTE: UVW (Unloaded Vehicle Weight) and Dry Hitch Weight reflect the rolling average unit weight for each model. Your trailer weight will vary according to optional equipment.*



985 N 900 W • Shpshewana, IN 46565  
E-mail [kz@kz-rv.com](mailto:kz@kz-rv.com) • [www.kz-rv.com](http://www.kz-rv.com)

*Due to continual research and advances, manufacturer reserves the right to change specifications, design, price and equipment without notice, and assumes no responsibility for any error in this literature. Some items shown are not included as standard or optional equipment.*